


Quality Assurance and Certification

APPLICATION NOTE

The application note is an overview of the Crane quality system for Interpoint® products. It includes a list of certifications and qualifications, an explanation of our model numbering system and tables of the screening levels offered.

QUALITY SYSTEM OVERVIEW—REDMOND AND KAOHSIUNG

- The quality management system of Crane Electronics, Inc., Redmond and Crane Electronics Corporation, Kaohsiung have been certified to ISO 9001:2015 and AS9100D on certificates 1655 and 1657 by the International Standards Authority, Inc. (www.isaregistrar.com).
- Our Redmond and Kaohsiung facilities are on the Defense Logistics Agency's (DLA) Qualified Manufacturers List (QML) of hybrid microcircuits with products compliant up to Class H (Redmond and Kaohsiung) and Class K (Redmond) of MIL-PRF-38534. Our manufacturing facilities are audited by a US government organization with customer participation. The certificate number for Kaohsiung Class H is VQH-18-032974, for Redmond Class H and K it is VQH-10-019519.
- Standard Microcircuit Drawings (SMD) of our DC-DC converters are available to Class H and K of MIL-PRF-38534. DLA Drawing EMI filters are available to Class H and K of MIL-PRF-38534. The government documents may be viewed at <https://landandmaritimeapps.dla.mil/programs/smcr/>.
- Components and materials used in product assembly are purchased against published revision controlled source control drawings (SCD). Characteristics and allowed suppliers are controlled by specific SCD. A system is in place to review components and materials prior to stocking. Instruments such as the X-ray fluorescence (XRF) are used to ensure that supplier certifications accurately describe the material. Our high reliability QML products comply with MIL-PRF-38534 specifications, which do not allow the use of pure tin. Our other products may have pure tin. Refer to our "Lead and Other RoHS Materials" letter for more information. www.interpoint.com/011.
- Documented revision controlled procedures and work instructions are in use for all operations that affect quality.
- Radiation hardness assurance (RHA) levels available referenced to MIL-PRF-38534. Our Redmond facility has a DLA approved RHA plan for Interpoint power products. Our SMD products with RHA "P", "L", "R" and "H" level meet DLA RHA requirements.
- Travelers are used to sequence and control operations at in-process, final and special inspection situations.
- Quality documents are specifically identified and retained as specified in our document control procedure. The standard retention period for critical documents is 15 years.
- Personnel performing quality functions are given the responsibility, authority and organizational freedom to identify and evaluate quality concerns as well as to initiate corrective action.
- Contracts are reviewed to identify and make timely provisions for special or unusual circumstances.
- As a minimum, self audits of the quality system are completed annually.



Quality Assurance and Certification

APPLICATION NOTE

QUALITY ASSURANCE CERTIFICATIONS AND STANDARDS REDMOND AND KAOHSIUNG

- ANSI/ESD S20.20—Electrostatic Discharge Control Program. We use a multi-level ESD damage prevention approach including operator training, continuously monitoring wrist grounding-straps, static dissipative smocks for personnel, static dissipative work surfaces and floors, air ionizers at work stations and faraday cages for parts movement.
- ANSI/IPC-A-600—Acceptability of Printed Boards
- ANSI/IPC-A-610—Acceptability of Electronic Assemblies. The Redmond facility has IPC-610 certified operators.
- ANSI-Z540—Calibration Laboratories and Measuring and Test Equipment—General Requirements
- ASQC-Z1.4—Procedures, Sampling and Tables for Inspection by Attributes
- ISO 9001:2008/AS9100C—Quality Systems. Model for quality assurance in design, development, production, installation, and servicing. Redmond and Kaohsiung facilities are registered with QMI-SAI Global for ISO 9001:2008/AS9100C.
- ISO 14644—Cleanrooms and Controlled Environments. Particle count monitoring, laminar flow benches and contamination preventing smocks for personnel all contribute to maintaining the required levels of cleanliness.
- MIL-STD-883—Test Method Standard for Microcircuits
- MIL-PRF-38534—Hybrid Microcircuits, General Specifications for
- Quality Certification—Employees who work with products are individually certified in the required skills. Training and certification are documented and records are maintained. Inspectors are tested for color vision and visual acuity.
- QML-38534—Qualified Manufacturer’s List of Products Qualified under Performance Specification MIL-PRF-38534 Hybrid Microcircuits, General Requirements for
- Restriction of Hazardous Substances (RoHS), Waste Electrical and Electronic Equipment (WEEE) and Registration, Evaluation, and Authorization of Chemicals (REACH) are addressed in “Lead and Other RoHS Materials” available at www.interpoint.com/011



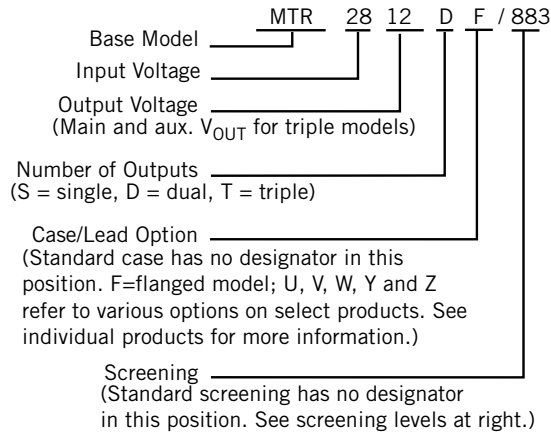
Quality Assurance and Certification

APPLICATION NOTE

PART NUMBERING

Our part numbering indicates the series (family), input voltage, output voltage, number of outputs, package configuration and screening level. The screening and RHA levels found in this Quality Assurance document appear at the right end of the part number. Products with standard screening do not have a screening level in the part number: e.g. MTR2812D is the MTR Series™ 28 volt input (nominal), ±12 volt outputs, flanged package and standard screening. Refer to individual datasheets to determine what screening options are available for a particular product. Screening methods are referenced to MIL-STD-883 per MIL-PRF-38534.

The example shows an MTR, 28 Vin, ±12 Vout, flanged case with /883 (Class H) screening. MTR2812D/883 is a model in the MTR Series™.

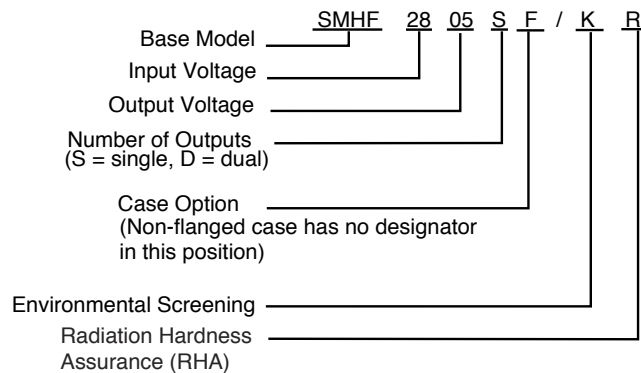


LEVEL	DESCRIPTION OF LEVELS
883	Class H, QML, has an SMD number, marked with "QML"
883	Class H, QML, does not have an SMD number, marked with "CH".
883 ¹	MIL-STD-883 screening, non QML, marked with "SX"
ES ¹	Extended screening, per the product's datasheet
Standard ¹	Standard screening, per the product's datasheet

1. Non-compliant products may not meet all of the requirements of MIL-PRF-38534.

If ordering by model number add a "-Q" to request solder dipped leads (e. g. MTR-2812DF/883-Q). Available only for Class H.

The example below shows an SMHF, 28 Vin, +5 Vout, flanged case, Class K screening and RHA level R. SMHF2805SF/KR is a model in the SMHF Series™.



If ordering by model number add a "-Q" to request solder dipped leads (e. g. SMHF2805SF/KR-Q). Available only for Class H, E and K.

LEVEL	DESCRIPTION OF LEVELS
KR	Class K, QML, RHA level R, 100 krad(Si)
KL	Class K, QML, RHA level L, 50 krad(Si)
KP	Class K, QML, RHA level P, 30 krad(Si)
ER	Class E, QML, RHA level R, 100 krad(Si)
EL	Class E, QML, RHA level L, 50 krad(Si)
EP	Class E, QML, RHA level P, 30 krad(Si)
HR	Class H, QML, RHA level R, 100 krad(Si)
HL	Class H, QML, RHA level L, 50 krad(Si)
HP	Class H, QML, RHA level P, 30 krad(Si)
KH	Class K, QML, filters only RHA level H ¹
HH	Class H, QML, filters only RHA level H ¹
BR	Class K screening, non-QML ² , RHA level R, 100 krad(Si)
BL	Class K screening, non-QML ² , RHA level L, 50 krad(Si)
BP	Class K screening, non-QML ² , RHA level P, 30 krad(Si)
AR	Class H screening, non-QML ² , RHA level R, 100 krad(Si)
AL	Class H screening, non-QML ² , RHA level L, 50 krad(Si)
AP	Class H screening, non-QML ² , RHA level P, 30 krad(Si)
OO	Space prototype, screening (non-QML ²) per the product's datasheet. "O" in the RHA designator position in Interpoint model numbers indicates DLA RHA "-" defined as no RHA.

Notes Table 2

- RHA "H" applies to filters only. Our EMI filters are designed with passive components providing maximum tolerance for space environment requirements. RHA "H" is defined as radiation tolerant up to 1000 krad(Si) total dose.
- Non-QML products "A", "B" and "O" may not meet all of the requirements of MIL-PRF-38534.

Quality Assurance and Certification

APPLICATION NOTE

SCREENING TABLES	PAGE
“Table 3: Element Evaluation Space DC-DC Converters Prototype, Class H, E and K”	5
“Table 4: Environmental Screening Space DC-DC Converters Prototype, Class H, E and K”	6
“Table 5: Space Radiation Hardness Assurance DC-DC Converters Class H, E and K with RHA P, L and R”	7
“Table 6: Environmental Screening Space DC-DC Converters Prototype, A and B, non-QML”	8
“Table 7: Space Radiation Hardness Assurance DC-DC Converters A and B non-QML with RHA P, L and R”	9
“Table 8: Element Evaluation Space EMI Filters Prototype, Class H and K”	10
“Table 9: Environmental Screening Space EMI Filters Prototype, Class H and K, with RHA H” ..	11
“Table 10: Element Evaluation High Reliability DC-DC Converters and EMI Filters /883 (Class H)”	12
“Table 11: Environmental Screening High Reliability DC-DC Converters and EMI Filters Standard, /ES and /883 (Class H)”	13
“Table 12: Environmental Screening DC-DC Converters and EMI Filters Standard and /ES, Non-QML”	14
“Table 13: Environmental Screening Industrial DC-DC Converters and EMI Filters Standard, Non-QML”	15

Quality Assurance and Certification

APPLICATION NOTE

Table is for reference only. See individual Series' datasheets for specific screening.

ELEMENT EVALUATION SPACE DC-DC CONVERTERS PROTOTYPE, CLASS H, E AND K

COMPONENT-LEVEL TEST PERFORMED	NON-QML ¹	QML					
	PROTOTYPE	CLASS H		CLASS E		CLASS K	
	/O	/H		/E ²		/K	
	M/S ³	M/S ³	P ⁴	M/S ³	P ⁴	M/S ³	P ⁴
Element Electrical	■	■	■	■	■	■	■
Visual		■	■	■	■	■	■
Internal Visual		■		■		■	
Temperature Cycling				■	■	■	■
Constant Acceleration				■	■	■	■
Interim Electrical				■		■	
Burn-in				■		■	
Post Burn-in Electrical				■		■	
Steady State Life				■		■	
Voltage Conditioning Aging					■		■
Visual Inspection					■		■
Final Electrical		■	■	■	■	■	■
Wire Bond Evaluation		■	■	■	■	■	■
SEM				■		■	
C-SAM: Input capacitors only ⁵			■		■		■

Notes

1. Non-QML products may not meet all of the requirements of MIL-PRF-38534.
2. Class E is based on Class K requirements of MIL-PRF-38534 with the exception that Constant Acceleration is limited to 3000 g maximum including qualification testing.
3. M/S = Active components (microcircuit and semiconductor die)
4. P = Passive components, Class H, E and K element evaluation. Not applicable to space prototype ("O") element evaluation.
5. Additional test not required by H, E or K.

Definitions

Element Evaluation: Component testing/screening per MIL-STD-883 as determined by MIL-PRF-38534

SEM: scanning electron microscopy

C-SAM: C – Mode Scanning Acoustic Microscopy

TABLE 3: ELEMENT EVALUATION SPACE DC-DC CONVERTERS PROTOTYPE, CLASS H, E AND K

Quality Assurance and Certification

APPLICATION NOTE

Table is for reference only. See individual Series' datasheets for specific screening.

ENVIRONMENTAL SCREENING SPACE DC-DC CONVERTERS PROTOTYPE, CLASS H, E AND K, RHA P, L AND R

TEST PERFORMED	NON-QML ¹	QML ^{2, 3}								
	PROTOTYPE	CLASS H			CLASS E ⁴			CLASS K		
	/OO ⁵	/HP	/HL	/HR	/EKP	/EKL	/EKR	/KP	/KL	/KR
Non-destruct wire bond pull, Method 2023		■ ⁶	■ ⁶	■ ⁶	■	■	■	■	■	■
Pre-cap Inspection, Method 2017, 2032	■	■	■	■	■	■	■	■	■	■
Temperature Cycle (10 times) Method 1010, Cond. C, -65°C to +150°C, ambient	■	■	■	■	■	■	■	■	■	■
Constant Acceleration Method 2001, 3000 g	■	■	■	■	■	■	■	■	■	■
PIND, Test Method 2020, Cond. A		■ ⁶	■ ⁶	■ ⁶	■	■	■	■	■	■
Pre burn-in test, Group A, Subgroups 1 and 4	■	■ ⁶	■ ⁶	■ ⁶	■	■	■	■	■	■
Burn-in Method 1015, +125°C case, typical ⁷										
96 hours	■									
160 hours		■	■	■						
2 x 160 hours (includes mid-BI test)					■	■	■	■	■	■
Final Electrical Test, MIL-PRF-38534, Group A, Subgroups 1 and 4: +25°C case	■									
Subgroups 1 through 6, -55°C, +25°C, +125°C case		■	■	■	■	■	■	■	■	■
Hermeticity Test, Method 1014										
Gross Leak, Cond. B ₂ , Kr85					■	■	■	■	■	■
Gross Leak, Cond. C ₁ , fluorocarbon	■	■	■	■						
Fine Leak, Cond. B ₁ , Kr85					■	■	■	■	■	■
Fine Leak, Cond. A ₂ , helium	■	■	■	■						
Radiography, Method 2012					■	■	■	■	■	■
Post Radiography Electrical Test, +25°C case					■ ⁶	■ ⁶	■ ⁶	■ ⁶	■ ⁶	■ ⁶
Final visual inspection, Method 2009	■	■	■	■	■	■	■	■	■	■

Test methods are referenced to MIL-STD-883 as determined by MIL-PRF-38534.

- Notes
1. Non-QML prototype products may not meet all of the requirements of MIL-PRF-38534.
 2. All processes are QML qualified and performed by certified operators.
 3. Class H or K QML products that have no SMD number are marked "CHP, CHL, CHR, CKP, CKL or CKR" per MIL-STD-38534, Table III instead of "QML".
 4. Class E is based on Class K requirements of MIL-PRF-38534 with the exception that Constant Acceleration is limited to 3000 g maximum including qualification testing.
 5. "O" in the RHA designator position in Interpoint model numbers indicates DLA RHA "-" defined as no RHA.
 6. Not required by DLA but performed to assure product quality.
 7. Burn-in temperature designed to bring the case temperature to +125°C minimum. Burn-in is a powered test.

TABLE 4: ENVIRONMENTAL SCREENING SPACE DC-DC CONVERTERS PROTOTYPE, CLASS H, E AND K

Quality Assurance and Certification

APPLICATION NOTE

Table is general information and is for reference only. See individual Series' datasheets for specific screening.

SPACE RADIATION HARDNESS ASSURANCE SCREENING DC-DC CONVERTERS CLASS H, E AND K, RHA ¹ P, L AND R

QUALIFICATION PER MIL-STD	NON-QML ²	QML ³								
	PROTOTYPE	CLASS H			CLASS E ⁴			CLASS K		
	/OO ⁵	/HP	/HL	/HR	/EKP	/EKL	/EKR	/KP	/KL	/KR
RHA P: 30 krad(Si) total dose ^{1, 6, 7}		■			■			■		
RHA L: 50 krad(Si) total dose ^{1, 6, 7}			■			■			■	
RHA R: 100 krad(Si) total dose ^{1, 6, 7}				■			■			■
SEE, LET 86 MeV cm ² /mg ^{1, 8}		■	■	■	■	■	■	■	■	■

Test methods are referenced to MIL-STD-883 as determined by MIL-PRF-38534.

Notes

- Our Redmond facility has a DLA approved RHA plan for Interpoint power products. Our SMD products with RHA "P", "L" or "R" code meet DLA requirements.
- Non-QML prototype products may not meet all of the requirements of MIL-PRF-38534.
- Class H or K QML products that have no SMD number are marked "CHP, CHL, CHR, CKP, CKL or CKR" per MIL-STD-38534, Table III instead of "QML".
- Class E is based on Class K requirements of MIL-PRF-38534 with the exception that Constant Acceleration is limited to 3000 g maximum including qualification testing.
- "O" in the RHA designator position in Interpoint model numbers indicates DLA RHA "-" defined as no RHA.
- Radiation sensitive components internal to the devices are procured with radiation guarantees or undergo radiation lot acceptance testing (RLAT) performed per condition A, method 1019 of MIL-STD-883.
- Representative devices were initially High Dose Rate (HDR) tested using condition A of method 1019 of MIL-STD 883 to ensure RHA designator levels. Representative devices have also been Low Dose Rate (LDR) tested using condition D of method 1019 of MIL-STD-883 to the RHA designator levels. Representative devices will also be re-tested after design or process changes that can affect RHA response of this device.
- Single event testing was performed on a converter to 86 MeV-cm²/mg using 15 MeV/nucleon gold ions with no latch-up, burn-out, functional interrupts, or gate ruptures exhibited. Single event upsets (output voltage transients) may be present up to 86 MeV-cm²/mg.

TABLE 5: SPACE RADIATION HARDNESS ASSURANCE DC-DC CONVERTERS CLASS H, E AND K WITH RHA P, L AND R

Quality Assurance and Certification

APPLICATION NOTE

Table is for reference only. See individual Series' datasheets for specific screening.

ENVIRONMENTAL SCREENING SPACE DC-DC CONVERTERS PROTOTYPE, A AND B

TEST PERFORMED	NON-QML ^{1, 2}						
	PROTOTYPE	A			B		
	/OO ³	/AP	/AL	/AR	/BP	/BL	/BR
Non-destruct wire bond pull, Method 2023		■ ⁴	■ ⁴	■ ⁴	■	■	■
Pre-cap Inspection, Method 2017, 2032	■	■	■	■	■	■	■
Temperature Cycle (10 times) Method 1010, Cond. C, -65°C to +150°C, ambient	■	■	■	■	■	■	■
Constant Acceleration Method 2001, 3000 g	■	■	■	■	■	■	■
PIND, Test Method 2020, Cond. A		■ ⁴	■ ⁴	■ ⁴	■	■	■
Pre burn-in test, Group A, Subgroups 1 and 4	■	■ ⁴	■ ⁴	■ ⁴	■	■	■
Burn-in Method 1015, +125°C case, typical ⁵							
96 hours	■						
160 hours		■	■	■			
2 x 160 hours (includes mid-BI test)					■	■	■
Final Electrical Test, MIL-PRF-38534, Group A,							
Subgroups 1 and 4: +25°C case	■						
Subgroups 1 through 6, -55°C, +25°C, +125°C case		■	■	■	■	■	■
Hermeticity Test, Method 1014							
Gross Leak, Cond. B ₂ , Kr85					■	■	■
Gross Leak, Cond. C ₁ , fluorocarbon	■	■	■	■			
Fine Leak, Cond. B ₁ , Kr85					■	■	■
Fine Leak, Cond. A ₂ , helium	■	■	■	■			
Radiography, Method 2012					■	■	■
Post Radiography Electrical Test, +25°C case					■ ⁴	■ ⁴	■ ⁴
Final visual inspection, Method 2009	■	■	■	■	■	■	■

Test methods are referenced to MIL-STD-883 as determined by MIL-PRF-38534.

Notes

1. Non-QML prototype products may not meet all of the requirements of MIL-PRF-38534.
2. All processes are QML qualified and performed by certified operators. A and B are only available on select models.
3. "O" in the RHA designator position in Interpoint model numbers indicates DLA RHA "-" defined as no RHA.
4. Not required by DLA but performed to assure product quality.
5. Burn-in temperature designed to bring the case temperature to +125°C minimum. Burn-in is a powered test.

TABLE 6: ENVIRONMENTAL SCREENING SPACE DC-DC CONVERTERS PROTOTYPE, A AND B, NON-QML

Quality Assurance and Certification

APPLICATION NOTE

Table is general information and is for reference only. See individual Series' datasheets for specific screening.

SPACE RADIATION HARDNESS ASSURANCE SCREENING DC-DC CONVERTERS A AND B, RHA ¹ P, L AND R

QUALIFICATION PER MIL-STD	NON-QML ²						
	PROTOTYPE	A			B		
	/OO ³	/AP	/AL	/AR	/BP	/BL	/BR
RHA P: 30 krad(Si) total dose ^{1, 4, 5}		■			■		
RHA L: 50 krad(Si) total dose ^{1, 4, 5}			■			■	
RHA R: 100 krad(Si) total dose ^{1, 4, 5}				■			■
SEE, LET 86 MeV cm ² /mg ^{1, 6}		■	■	■	■	■	■

Test methods are referenced to MIL-STD-883 as determined by MIL-PRF-38534.

Notes

1. Our Redmond facility has a DLA approved RHA plan for Interpoint power products. Our SMD products with RHA "P", "L" or "R" code meet DLA requirements.
2. Non-QML prototype products may not meet all of the requirements of MIL-PRF-38534. A and B are only available on select models.
3. "O" in the RHA designator position in Interpoint model numbers indicates DLA RHA "-" defined as no RHA.
4. Radiation sensitive components internal to the devices are procured with radiation guarantees or undergo radiation lot acceptance testing (RLAT) performed per condition A, method 1019 of MIL-STD-883.
5. A representative converter was high dose rate (HDR) tested using condition A of method 1019 of MIL-STD-883 to 150 krad(Si) to ensure RHA designator level "R" (100 krad(Si)). A representative converter was also low dose rate (LDR) tested using condition D of Method 1019 of MIL-STD-883 to 100 krad(Si).
6. Single event testing was performed on a converter to 86 MeV-cm²/mg using 15 MeV/nucleon gold ions with no latch-up, burn-out, functional interrupts, or gate ruptures exhibited. Single event upsets (output voltage transients) may be present up to 86 MeV-cm²/mg.

TABLE 7: SPACE RADIATION HARDNESS ASSURANCE DC-DC CONVERTERS A AND B NON-QML WITH RHA P, L AND R

Quality Assurance and Certification

APPLICATION NOTE

Table is for reference only. See individual Series' datasheets for specific screening.

ELEMENT EVALUATION SPACE EMI FILTERS PROTOTYPE, CLASS H AND K

COMPONENT-LEVEL TEST PERFORMED	NON-QML ¹	QML	
	PROTOTYPE	CLASS H	CLASS K
	/O	/H	/K
		P ²	P ²
Element Electrical	■	■	■
Visual		■	■
Temperature Cycling			■
Constant Acceleration			■
Voltage Conditioning Aging			■
Visual Inspection			■
Final Electrical		■	■

Notes

1. Non-QML products may not meet all of the requirements of MIL-PRF-38534.
2. P = Passive components, Class H and K element evaluation.

Definitions

Element Evaluation: Component testing/screening per MIL-STD-883 as determined by MIL-PRF-38534

TABLE 8: ELEMENT EVALUATION SPACE EMI FILTERS PROTOTYPE, CLASS H AND K

Quality Assurance and Certification

APPLICATION NOTE

Table is for reference only. See individual Series' datasheets for specific screening.

ENVIRONMENTAL SCREENING SPACE EMI FILTERS PROTOTYPE, CLASS H AND K, RHA¹ H

TEST PERFORMED	NON-QML ²	QML ^{3,4}	
	PROTOTYPE ⁵	CLASS H	CLASS K
	/OO ⁶	/HH ⁶	/KH ⁶
Pre-cap Inspection, Method 2017, 2032	■	■	■
Temperature Cycle (10 times) Method 1010, Cond. C, -65°C to +150°C, ambient	■	■	■
Constant Acceleration Method 2001, 3000 g	■	■	■
PIND, Test Method 2020, Cond. A		■ ⁷	■
Pre burn-in test, Group A, Subgroups 1 and 4	■	■	■
Burn-in Method 1015, +125°C case, typical⁸			
96 hours	■		
160 hours		■	
2 x 160 hours (includes mid-BI test)			■
Final Electrical Test, MIL-PRF-38534, Group A,			
Subgroups 1 and 4: +25°C case	■		
Subgroups 1 through 6, -55°C, +25°C, +125°C case		■	■
Hermeticity Test, Method 1014			
Gross Leak, Cond. B ₂ , Kr85			■
Gross Leak, Cond. C ₁ , fluorocarbon	■	■	
Fine Leak, Cond. B ₁ , Kr85			■
Fine Leak, Cond. A ₂ , helium	■	■	
Radiography, Method 2012			■
Post Radiography Electrical Test, +25°C case			■ ⁷
Final visual inspection, Method 2009	■	■	■
Radiation tolerance^{1,9} Passive components, radiation tolerant		■	■

Test methods are referenced to MIL-STD-883 as determined by MIL-PRF-38534.

Notes

- Our Redmond facility has a DLA approved RHA plan for Interpoint power products.
- Non-QML products, prototype (OO), may not meet all of the requirements of MIL-PRF-38534.
- All processes are QML qualified and performed by certified operators.
- Class H or K QML products that have no SMD number are marked "CHH, CKH" per MIL-STD-38534, Table III instead of "QML".
- "O" in the RHA designator position in Interpoint model numbers indicates DLA RHA "-" defined as no RHA.
- Our EMI filters are designed exclusively with passive components providing maximum tolerance for space environment requirements.
- Not required by DLA but performed to assure product quality.
- Burn-in temperature designed to bring the case temperature to +125°C minimum. Burn-in is a powered test.
- Interpoint EMI filters are designed exclusively with passive components providing maximum tolerance for space environment requirements. RHA level H is guaranteed to 1000 krad(Si).

TABLE 9: ENVIRONMENTAL SCREENING SPACE EMI FILTERS PROTOTYPE, CLASS H AND K, WITH RHA H

Quality Assurance and Certification

APPLICATION NOTE

Table is for reference only. See individual Series' datasheets for specific screening.

ELEMENT EVALUATION ¹ HIGH RELIABILITY DC-DC CONVERTERS AND EMI FILTERS /883 (CLASS H)

COMPONENT-LEVEL TEST PERFORMED	QML	
	CLASS H /883	
	M/S ²	P ³
Element Electrical	■	■
Visual	■	■
Internal Visual	■	
Final Electrical	■	■
Wire Bond Evaluation	■	■

Notes

1. Element evaluation does not apply to standard and /ES product.
2. M/S = Active components (microcircuit and semiconductor die).
3. P = Passive components, Class H element evaluation. Not applicable to standard and /ES element evaluation.

TABLE 10: ELEMENT EVALUATION HIGH RELIABILITY DC-DC CONVERTERS AND EMI FILTERS /883 (CLASS H)

Quality Assurance and Certification

APPLICATION NOTE

Table is for reference only. See individual Series' datasheets for specific screening.

ENVIRONMENTAL SCREENING HIGH RELIABILITY DC-DC CONVERTERS AND EMI FILTERS STANDARD, /ES AND /883 (CLASS H)

TEST PERFORMED	NON-QML ¹			CLASS H QML ²	
	STANDARD	/ES	/883 SX ³	/883 CH ⁴	/883 QML ⁵
Pre-cap Inspection, Method 2017, 2032	■	■	■	■	■
Temperature Cycle (10 times)					
Method 1010, Cond. C, -65°C to +150°C, ambient			■	■	■
Method 1010, Cond. B, -55°C to +125°C, ambient		■			
Constant Acceleration					
Method 2001, 3000 g			■	■	■
Method 2001, 500 g		■			
PIND, Test Method 2020, Cond. A			■	■ ⁶	■ ⁶
Burn-in Method 1015, +125°C case, typical ⁷					
96 hours		■			
160 hours			■	■	■
Final Electrical Test, MIL-PRF-38534, Group A,					
Subgroups 1 through 6, -55°C, +25°C, +125°C case			■	■	■
Subgroups 1 and 4, +25°C case	■	■			
Hermeticity Test					
Gross Leak, Cond. C ₁ , fluorocarbon		■	■	■	■
Fine Leak, Cond. A ₂ , helium		■	■	■	■
Gross Leak, Dip	■				
Final visual inspection, Method 2009	■	■	■	■	■

Test methods are referenced to MIL-STD-883 as determined by MIL-PRF-38534.

Notes

1. Non-QML products may not meet all of the requirements of MIL-PRF-38534.
2. All processes are QML qualified and performed by certified operators.
3. SX screening is available on select models.
4. Class H QML products with no SMD number are marked "CH" per MIL-STD-38534 Rev J, 3.9.5.8.3, Table III.
5. Class H QML products have an SMD number
6. Not required by DLA but performed to assure product quality.
7. Burn-in temperature designed to bring the case temperature to +125°C minimum. Burn-in is a powered test.

TABLE 11: ENVIRONMENTAL SCREENING HIGH RELIABILITY DC-DC CONVERTERS AND EMI FILTERS STANDARD, /ES AND /883 (CLASS H)

Quality Assurance and Certification

APPLICATION NOTE

Table is for reference only. See individual Series' datasheets for specific screening.

ENVIRONMENTAL SCREENING DC-DC CONVERTERS AND EMI FILTERS STANDARD AND /ES, NON-QML¹

TEST PERFORMED	STANDARD	/ES
Pre-cap Inspection Method 2017, 2032	■	■
Temperature Cycle (10 times) Method 1010, Cond. B, -55°C to +125°C, ambient		■
Constant Acceleration Method 2001, 500 g		■
Burn-in Method 1015² 96 hours		■
Final Electrical Test MIL-PRF-38534, Group A Subgroups 1 and 4: +25°C case	■	■
Hermeticity Test		
Gross Leak, Cond. C ₁ , fluorocarbon		■
Fine Leak, Cond. A ₂ , helium		■
Gross Leak, Dip	■	
Final visual inspection Method 2009	■	■

Test methods are referenced to MIL-STD-883 as determined by MIL-PRF-38534.

Notes

- Standard and /ES, non-QML products, may not meet all of the requirements of MIL-PRF-38534.
- Burn-in temperature designed to bring the case temperature to the maximum case temperature of the product. Refer to the specific product information for the maximum case temperature. Burn-in is a powered test.

TABLE 12: ENVIRONMENTAL SCREENING DC-DC CONVERTERS AND EMI FILTERS STANDARD AND /ES, NON-QML

Quality Assurance and Certification

APPLICATION NOTE

Table is for reference only. See individual Series' datasheets for specific screening.

ENVIRONMENTAL SCREENING INDUSTRIAL DC-DC CONVERTERS AND EMI FILTERS STANDARD, NON-QML¹

TEST PERFORMED	INDUSTRIAL STANDARD
Pre-cap Inspection Method 2017, 2032	■
Final Electrical Test MIL-PRF-38534, Group A Subgroups 1 and 4: +25°C case	■
Hermeticity Test Gross Leak, Dip	■
Final visual inspection Method 2009	■

Test methods are referenced to MIL-STD-883 as determined by MIL-PRF-38534.

Notes

1. Industrial, standard, non-QML products, may not meet all of the requirements of MIL-PRF-38534.

TABLE 13: ENVIRONMENTAL SCREENING INDUSTRIAL DC-DC CONVERTERS AND EMI FILTERS STANDARD, NON-QML

