

QUAD HYBRID - QHDZ-2X-3.5G SQ

TECHNICAL FEATURE

FEATURES

- 3.3 - 3.7 GHz
- Space Qualified
- Multiple Plating Options
- High Power - 25 Watts CW
- Low Loss
- Low VSWR
- Surface Mount
- Tape & Reel Available



PERFORMANCE

Frequency Range.....	3.3 - 3.7 GHz
Isolation.....	20 dB min.
Insertion Loss.....	0.30 dB max.
VSWR.....	1.25:1 max.
Amplitude Balance.....	±0.30 dB max.
Phase Balance.....	90 ± 3° max.
Input Power.....	30 watts max.
RF Interface.....	Surface mount
Operating Temperature Range.....	-55 to +85°C

DESCRIPTION

The Multi-Mix® Zapper® QHDZ series provides a 3 dB 90° coupling with low insertion loss, low VSWR, and high isolation. Accurate phase and amplitude balance make this series ideal for use in IQ networks, power amplifiers, radio transceivers, receiver multicouplers and RF signal distribution and process-ing.

QHDZ quad hybrids are fusion bonded multilayer stripline devices. The fusion bonding process yields a homogeneous monolithic dielectric structure with reliability, ruggedness, and electrical performance that is superior to conventional adhesive bonding techniques.

Parts, materials and processes are in accordance with Merrimac document CENG-0001 "Standard Design Requirements for Space Qualified Devices".

Beginning 05/02/13, individual units will not be marked, but tape and reel packaging will include the Merrimac part # and date code. Individual units will have an index mark etched as shown on the data sheets.

PACKAGE OUTLINE / TAPE & REEL ORIENTATION

Top View

Side View

DIRECTION OF FEED

MARKED SIDE UP

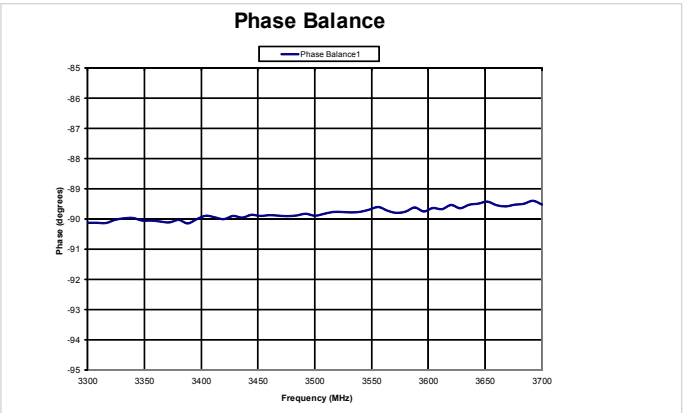
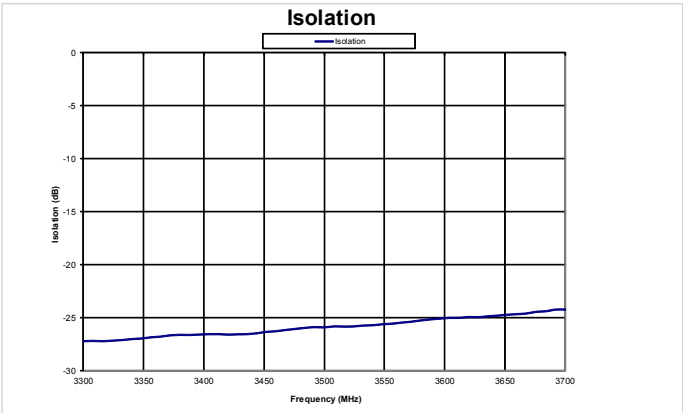
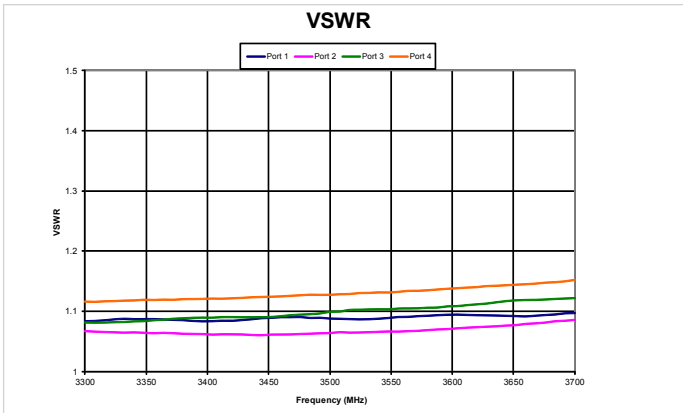
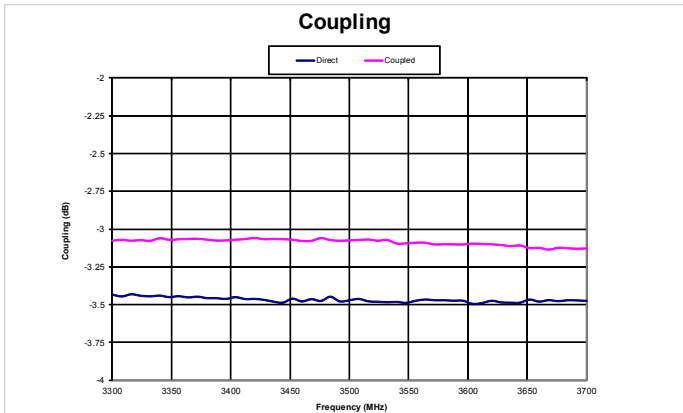
SECTION "A"- "A"

	W	P ₁	P ₀	A ₀	B ₀	K ₀
ENGLISH (in)	0.6299	0.3150	0.1575	0.213	0.2708	0.0649
METRIC (mm)	16.00	8.00	4.00	5.41	6.88	1.65

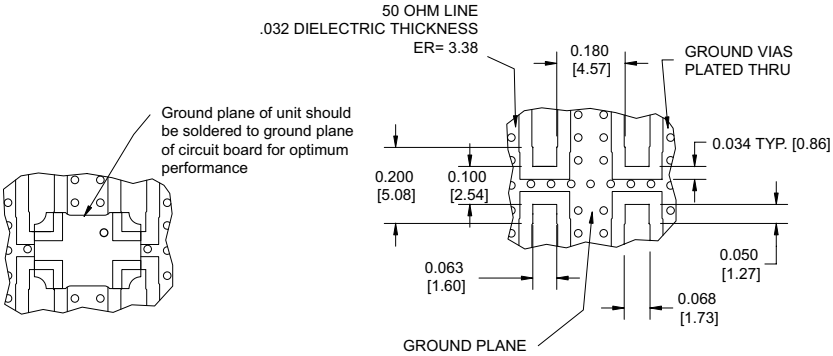


QUAD HYBRID - QHDZ-2X-3.5G SQ

PERFORMANCE DATA



MOUNTING GUIDELINES



TRUTH TABLE

TRUTH TABLE				
	1	2	3	4
1	Input	Iso	-90°	0°
2	Iso	Input	0°	-90°
3	-90°	0°	Input	Iso
4	0°	-90°	Iso	Input

