



# COUPLER

## CSDZ-20H-2.1G SQ



### TECHNICAL FEATURE

#### FEATURES

- 2000 - 2300 MHz
- Low Loss
- Multiple Plating Options
- Space Qualified
- Surface Mount
- Tape & Reel Available

### PRINCIPAL SPECIFICATIONS

Model Number	Frequency Range MHz	Mean Coupling dB	Insertion Loss dB Max.	Frequency Sensitivity dB Max.	VSWR, Max. All Ports	Directivity dB Min.	Input Power Max.
CSDZ-20H-2.1G SQ	2000 - 2300	20 ± 0.5	0.20	±0.1	1.15:1	20	200 Watts

### GENERAL NOTES

The Multi-Mix® CSDZ series provides 20 dB coupling at 2150 MHz. The CSDZ series features accurate coupling factors, low VSWR, and high directivity. The CSDZ series is ideal for use in RF sampling networks and control circuitry in high power applications.

CSDZ directional couplers are based on fusion bonded multilayer stripline structures. The fusion bonding process yields homogeneous monolithic dielectric structures with reliability, ruggedness, and electrical and thermal performance that are superior to conventional adhesive bonding techniques.

Parts, materials and processes are in accordance with Merrimac document CENG-0001 "Standard Design Requirements for Space Qualified Devices".

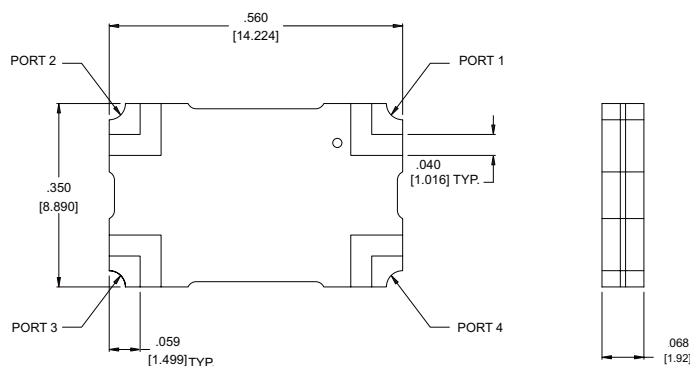
### GENERAL SPECIFICATIONS

Size ..... 0.56" x 0.35" x 0.068"  
 Weight, max..... 0.016 oz. (0.457 g)  
 RF Interface.....Leadless Surface Mount  
 Operating Temperature.....-55° to +95° C

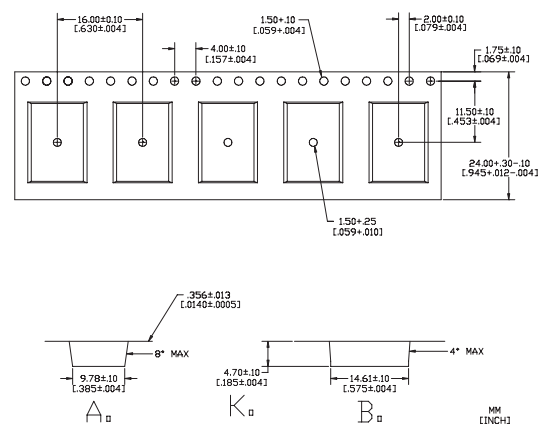
### TRUTH TABLE

	1	2	3	4
1	Input	Output	Isolated	Coupled
2	Output	Input	Coupled	Isolated
3	Isolated	Coupled	Input	Output
4	Coupled	Isolated	Output	Input

### PACKAGE OUTLINE / TAPE & REEL ORIENTATION

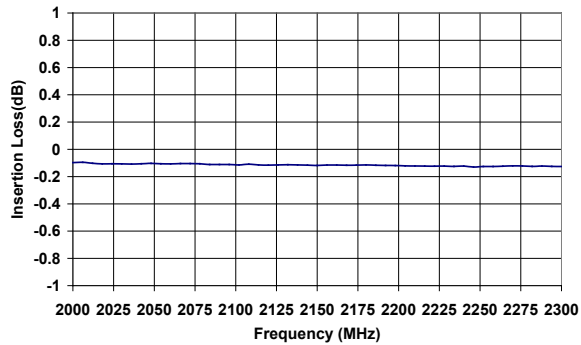


NOTES: Dimensional tolerance unless otherwise specified shall be: +/- .005"  
 Thickness tolerance: +/- .005"

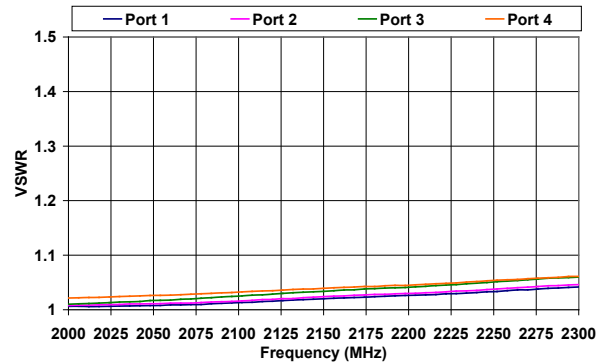


# COUPLER - CSDZ-20H-2.1G SQ

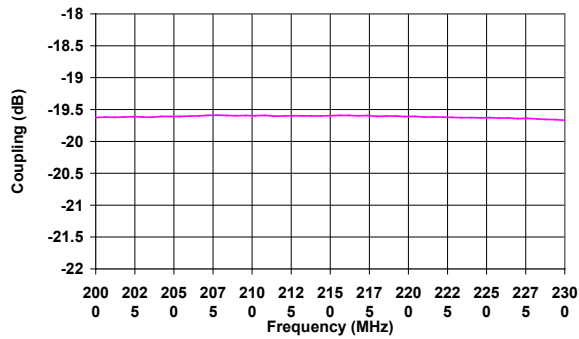
## INSERTION LOSS



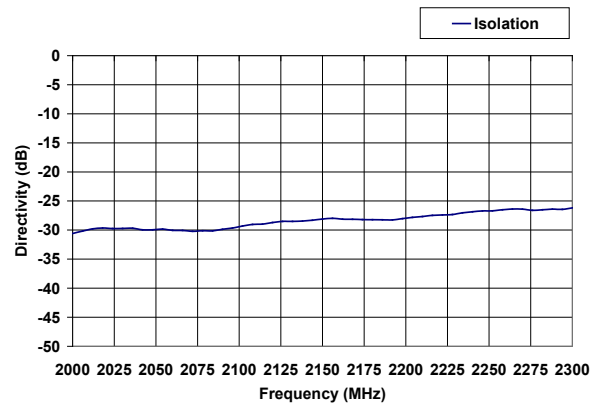
## VSWR



## COUPLING



## DIRECTIVITY



## MOUNTING GUIDELINES

