

TECHNICAL FEATURE

FEATURES

- 2.3 - 2.7 GHz
- Low Loss/ Low VSWR
- Multiple Plating Options
- Space Qualified Version Available
- Surface Mount
- Tape & Reel

PRINCIPAL SPECIFICATIONS

Model Number	Frequency Range GHz	Mean Coupling dB	Insertion Loss dB Max.	Frequency Sensitivity dB Max.	VSWR, Max. All Ports	Directivity dB Min.	Input Power Max.
CSDZ-10SH-2.5G	2.3 - 2.7	10.1 ± 0.5	0.14	±0.15	1.17:1	22	150 Watts

GENERAL NOTES

The Multi-Mix® CSDZ series provides 10 dB coupling at 2.3 - 2.7 GHz. The CSDZ series features accurate coupling factors, low VSWR, and high directivity. The CSDZ series is ideal for use in RF sampling networks and control circuitry in high power applications.

CSDZ directional couplers are based on fusion bonded multilayer stripline structures. The fusion bonding process yields homogeneous monolithic dielectric structures with reliability, ruggedness, and electrical and thermal performance that are superior to conventional adhesive bonding techniques.

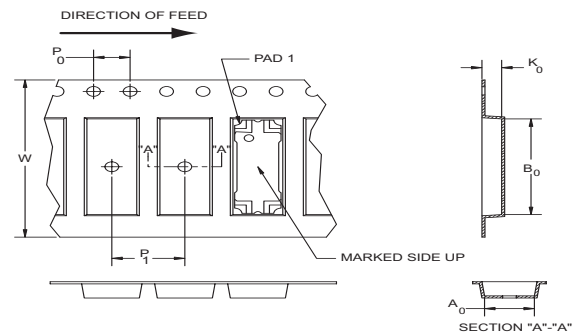
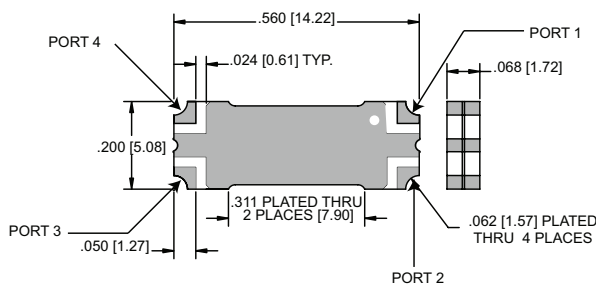
GENERAL SPECIFICATIONS

Size 0.56" x 0.20" x 0.068"
 Weight, max.....0.009 oz. (0.261 g)
 RF Interface..... Leadless Surface Mount
 Operating Temperature..... -55° to +95° C

TRUTH TABLE

	1	2	3	4
1	Input	Coupled	Isolated	Output
2	Coupled	Input	Output	Isolated
3	Isolated	Output	Input	Coupled
4	Output	Isolated	Coupled	Input

PACKAGE OUTLINE / TAPE & REEL ORIENTATION

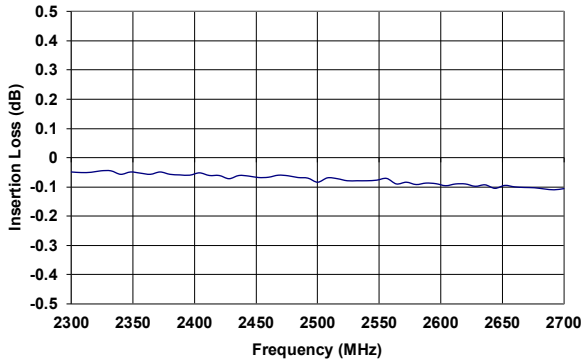


	W	P ₁	P ₀	A ₀	B ₀	K ₀
ENGLISH (in)	0.9449	0.3150	0.1575	0.2150	0.5752	0.0850
METRIC (mm)	24.00	8.00	4.00	5.46	14.61	2.16

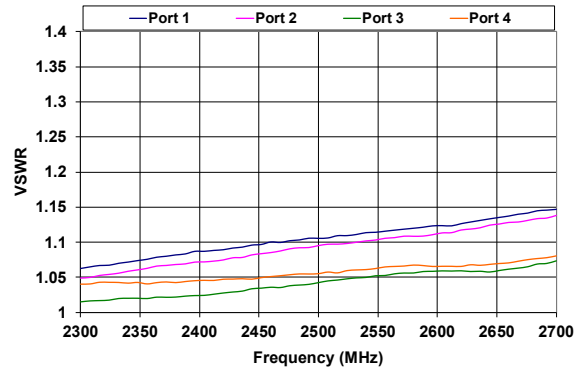
NOTES: Dimensional tolerance unless otherwise specified shall be: +/- .005"
 Thickness tolerance: +/- .005"

COUPLER - CSDZ-10SH-2.5G

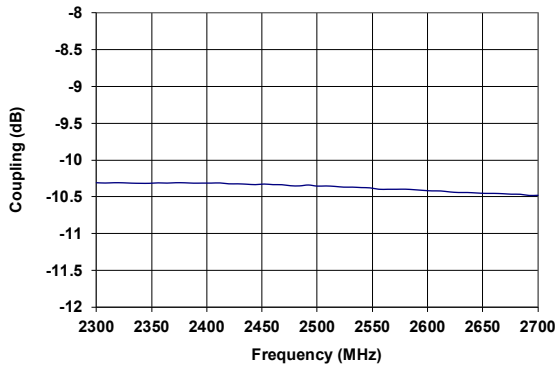
INSERTION LOSS



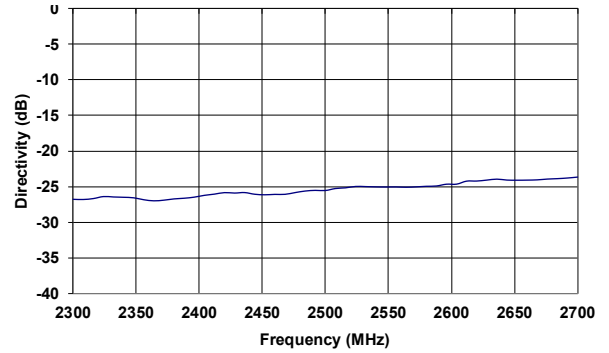
VSWR



COUPLING



DIRECTIVITY



MOUNTING GUIDELINES

