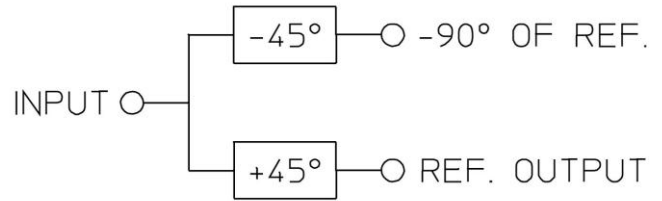


PQF-2E-500 – 90° POWER DIVIDER/COMBINER

TECHNICAL FEATURE

FEATURES

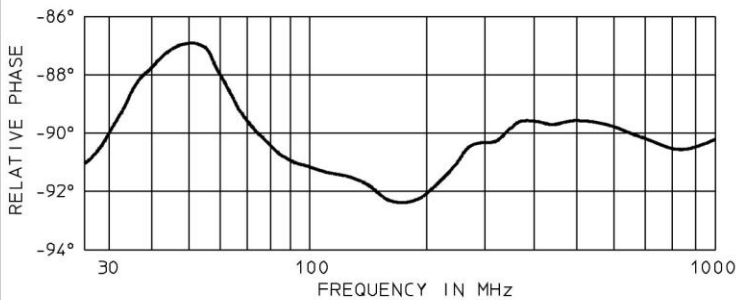
- 30 to 1000 MHz
- Uniform Phase & Amplitude Balance
- Low Insertion Loss
- Hi-Rel, Low Profile Flatpack



PRINCIPAL SPECIFICATIONS

Model Number	Frequency Range, MHz	Isolation, dB		Insertion Loss, dB		Amplitude Balance, dB		Phase Tolerance		VSWR Input/Output	
		Min.	Typ.	Max.	Typ.	Max.	Typ.	Max.	Typ.	Max.	Typ.
PQF-2E-500	30 - 1000	15	20	2.0	1.5	0.7	0.4	90°± 5°	90°± 3°	1.7:1	1.5:1

Typical Performance



GENERAL SPECIFICATIONS

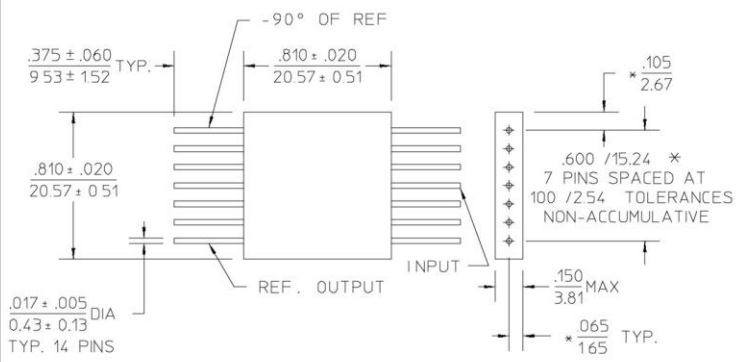
- Coupling: - 3 dB nom.
- Impedance: 50 Ω nom.
- CW Input: 1 W max. (1.2:1 VSWR_{out})
- Internal Load Dissip: 50 mW max.
- Weight, nominal: 0.32 oz. (9 g)
- Operating Temp.: - 55° to +85°C

19Feb96

General Notes:

1. The PQF-2E-500 is a 90° Power Divider/Combiner covering 30 MHz to 1 GHz using wideband 45° lead-lag circuits to generate the quadrature phase relationship between the outputs. This approach provides substantially better bandwidth than the conventional narrowband approach of using calibrated line lengths to generate the required phase relationships.
2. The design approach used in the PQF-2E-500 makes it suitable for applications requiring extremely broad bandwidth as a logical tradeoff for its increased complexity, insertion loss and size.
3. The PQF-2E-500 uses a low profile, space saving flatpack. It may also be supplied in the equivalent R-size Meri-Pac™, E-size Surface mount or connectorized package.

Package Outline



- NOTES:
1. Tolerance on 3 place decimals ±.010(.25) except as noted.
 2. Dimensions in inches over millimeters.
 3. Dimensions marked with * apply only at body.
 4. All unmarked pins are case ground.

Crane Aerospace & Electronics
 Microwave Solutions – Merrimac Industries
 41 Fairfield Place, West Caldwell, NJ 07006
 + 1.973.575.1300 ext. 1309 • mw@crane-eg.com
www.craneeae.com/mw

