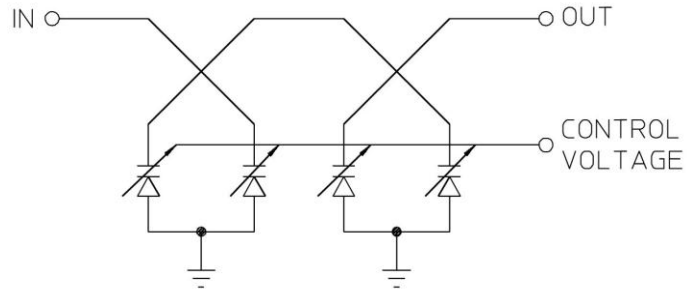


# PEP-4S SERIES – PHASE SHIFTERS

## TECHNICAL FEATURE

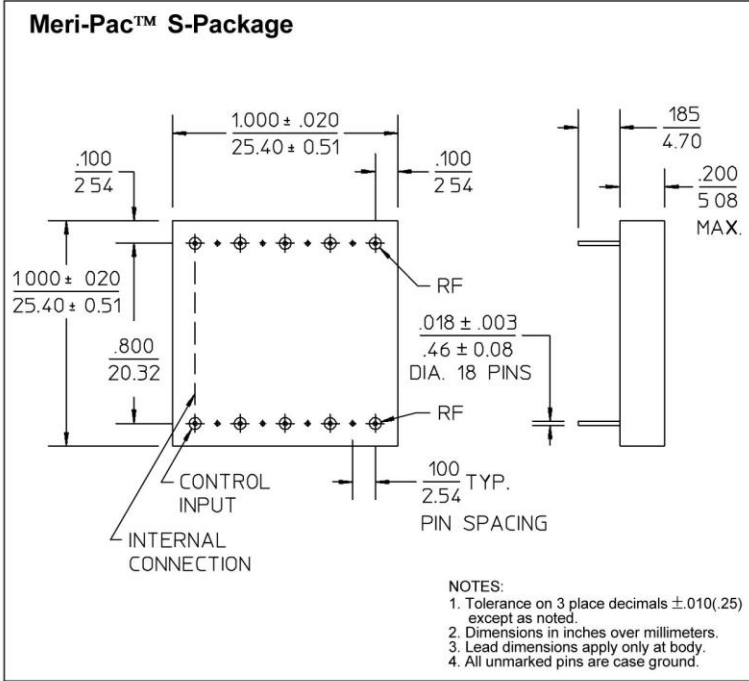
### FEATURES

- Units to 400 MHz
- Continuous 0° to 360° Adjustment
- Voltage Controlled
- Hermetic, PC Package



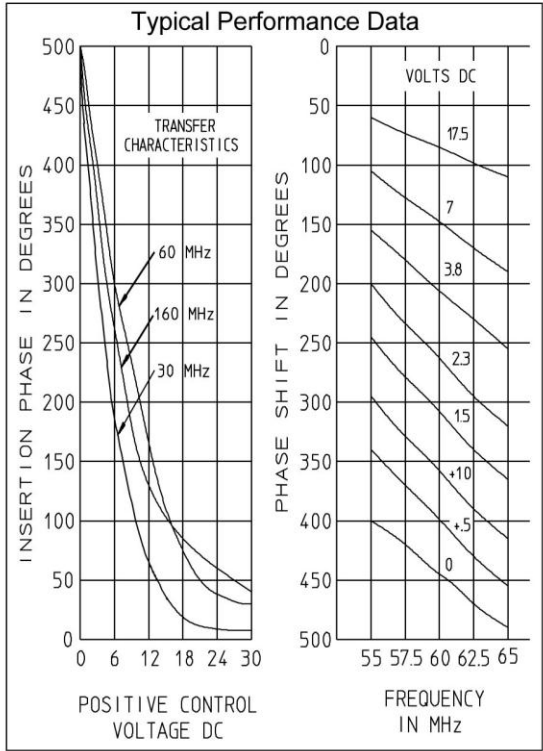
<b><u>PRINCIPAL SPECIFICATIONS</u></b>		
Model Number	Center Frequency, $f_0$ , MHz	Usable Bandwidth
PEP-4S-***B	10 to 400	$f_0 \pm 5\%$
For complete Model Number replace *** with desired Center Frequency, $f_0$ in MHz.		

<b><u>GENERAL SPECIFICATIONS</u></b>	
Insertion Loss:	3 dB max.
Impedance:	50 $\Omega$ nom.
VSWR:	1.6:1 max.
Phase Shift Range:	- 360° min. @ $f_0$
Phase Stability:	0.2°/°C
Control Voltage:	0.5 to +15V typ. 0.5 to +30V max.
Input Power:	0 dBm max.*
Weight, nominal:	3.5 oz (10 g)
Operating Temp:	- 55° to + 85°C
* Unit may be operated at +10 dB min reduced control range of 1.5 - 15 V. (+30 V no damage)	



**General Notes:**

1. The PEP-4S series of voltage variable Phase Shifters is offered in three popular IF center frequency ranges (30, 60 and 70 MHz) with other frequencies optional.
2. Each provides 0° to 360° phase shift and 10% bandwidth within the 10 to 400 MHz frequency range. The voltage controlled design has utility in systems requiring automatic phase control, closed loop feedback networks and steering of electronically scanned antennas.
3. Merrimac phase shifters are designed for high reliability and can be supplied screened to meet specific military and space requirements. 29Apr96



**Crane Aerospace & Electronics**  
 Microwave Solutions – Merrimac Industries  
 41 Fairfield Place, West Caldwell, NJ 07006  
 + 1.973.575.1300 ext. 1309 • [mw@crane-eg.com](mailto:mw@crane-eg.com)  
[www.craneae.com/mw](http://www.craneae.com/mw)



PEP4S.doc. This revision supersedes all previous releases. All technical information is believed to be accurate, but no responsibility is assumed for errors. We reserve the right to make changes in products or specifications without notice. Copyright © 2013 Crane Electronics, Inc. All rights reserved.