HJ-42001 / 42005 2-WAY 0° POWER DIVIDERS

TECHNICAL FEATURE

FEATURES

- 10 to 500 MHz

PERFORMANCE

Frequency Range..... 10 - 500 MHz
Isolation.....30 dB min
Insertion Loss .....0.65 dB max
VSWR ..... 1.3:1 max
Phase Balance .....±2° max
Amplitude Balance .....±0.1 dB max
Impedance ..... 50 Ohms
Power Handling .....3 Watts max.
Operating Temperature Range..... -54 to +85° C

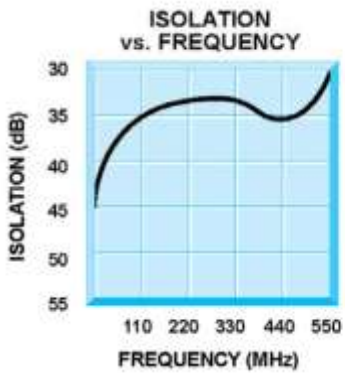

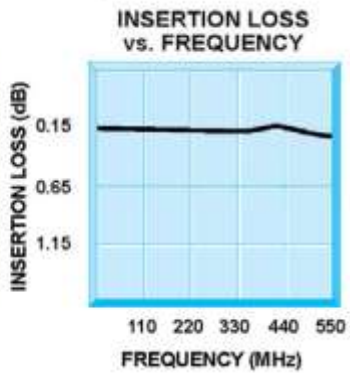

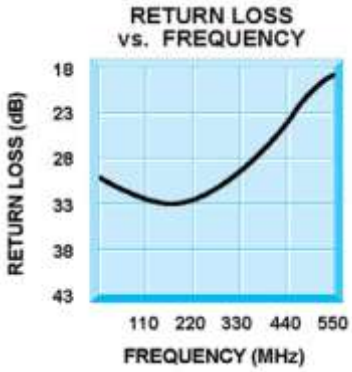

MECHANICAL OUTLINE

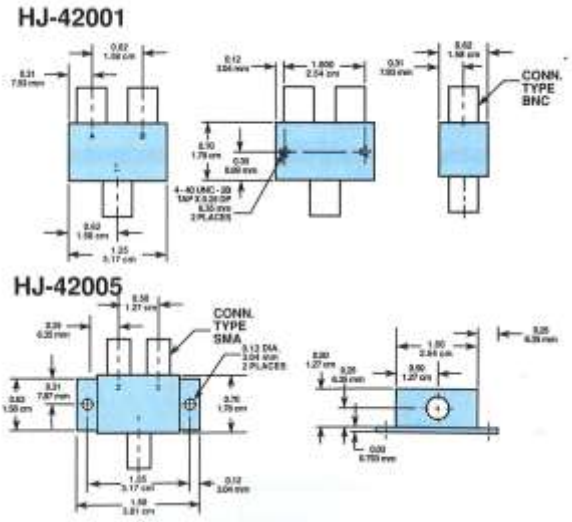

FUNCTIONAL SCHEMATIC

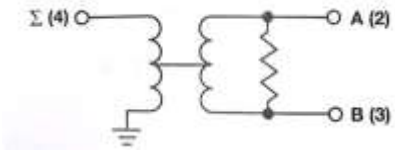

Crane Aerospace & Electronics
Microwave Solutions – Signal Technology
28 Tozer Road, Beverly, MA 01915
+1.978.524.7200 • mw@crane-eg.com
www.craneae.com/mw

DS_HJ 42001 42005 Power Divider_MW_082505.doc. This revision supersedes all previous releases. All technical information is believed to be accurate, but no responsibility is assumed for errors. We reserve the right to make changes in products or specifications without notice. Copyright © 2013 Crane Electronics, Inc. All rights reserved.