

# D4-20001 / 20002 20 dB DIRECTIONAL COUPLERS

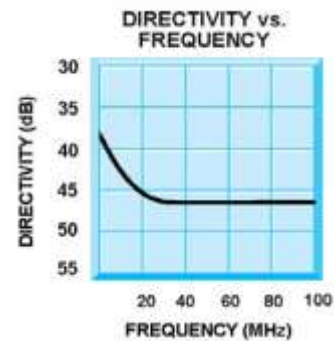
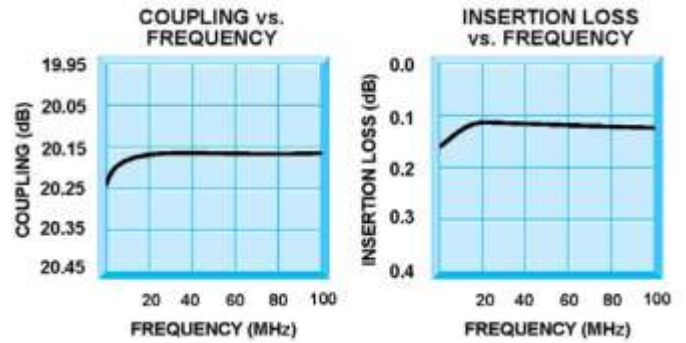
## TECHNICAL FEATURE

### FEATURES

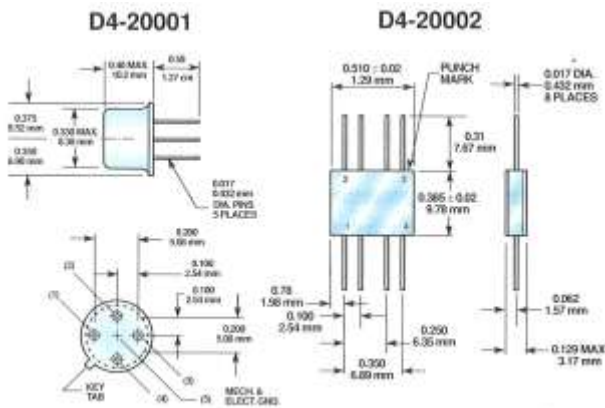
- 1 to 100 MHz

### PERFORMANCE

Frequency Range.....	1 – 100 MHz
Coupling.....	20.25 ± 0.25 dB
Coupling Flatness.....	±0.2 dB max
Insertion Loss .....	0.3 dB max
Directivity.....	20 dB min
VSWR.....	1.15:1 max
Impedance.....	50 Ohms
Power Handling .....	3 Watts max.
Operating Temperature Range.....	-54 to +85° C



### MECHANICAL OUTLINE



### FUNCTIONAL SCHEMATIC

