

# D3-50002 15 dB DIRECTIONAL COUPLERS

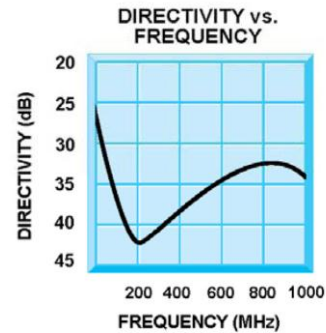
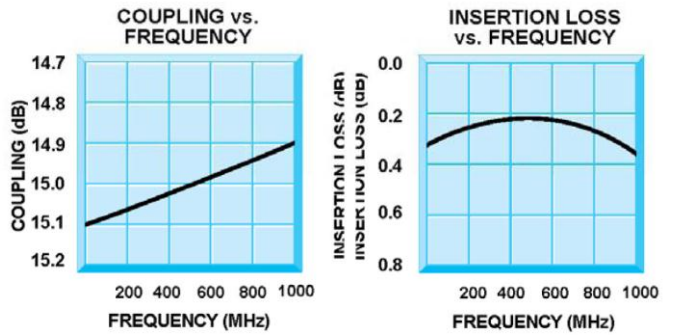
## TECHNICAL FEATURE

### FEATURES

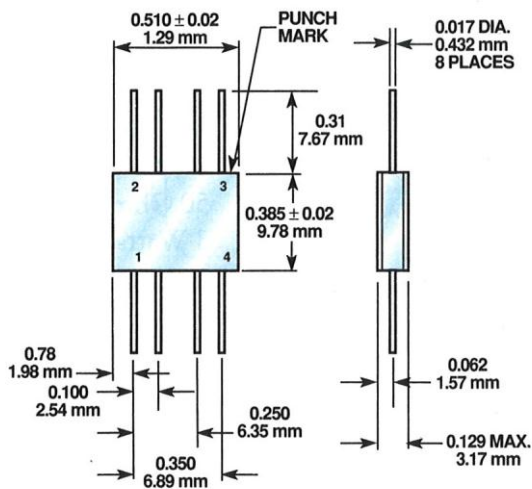
- 20 to 1000 MHz

### PERFORMANCE

Frequency Range.....	20 – 1000 MHz
Coupling.....	15 ± 0.35 dB
Coupling Flatness.....	±0.35 dB max
Insertion Loss .....	0.75 dB max
Directivity.....	20 dB min
VSWR.....	1.5:1 max
Impedance.....	50 Ohms
Power Handling .....	3 Watts max.
Operating Temperature Range.....	-54 to +85° C



### MECHANICAL OUTLINE



### FUNCTIONAL SCHEMATIC

