

# D3-40011 / 40012 10 dB DIRECTIONAL COUPLERS

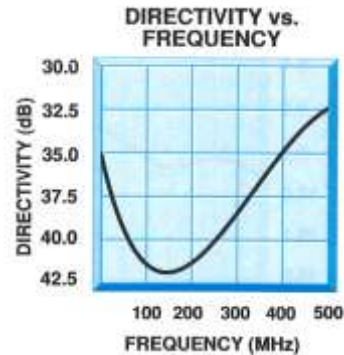
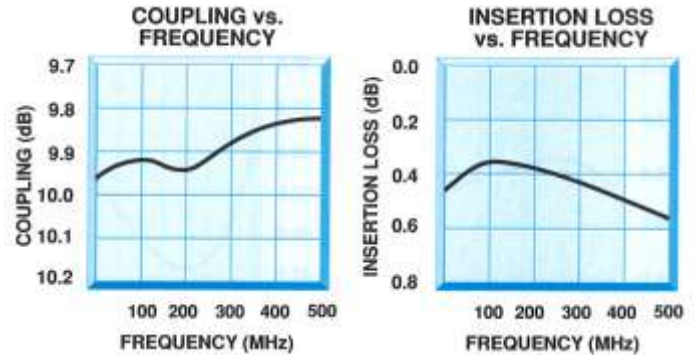
## TECHNICAL FEATURE

### FEATURES

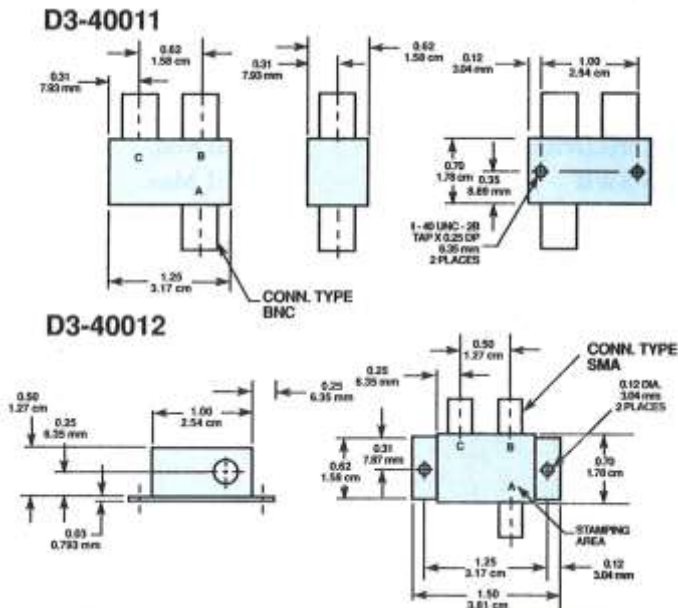
- 10 to 500 MHz

### PERFORMANCE

Frequency Range.....	10 – 500 MHz
Coupling.....	10 ± 0.25 dB
Coupling Flatness.....	±0.35 dB max
Insertion Loss .....	0.65 dB max
Directivity.....	25 dB min
VSWR.....	1.25:1 max
Impedance.....	50 Ohms
Power Handling .....	3 Watts max.
Operating Temperature Range.....	-54 to +85° C



### MECHANICAL OUTLINE



### FUNCTIONAL SCHEMATIC

