

D3-40004 / 40005 20 dB DIRECTIONAL COUPLERS

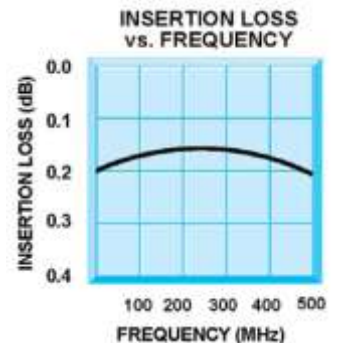
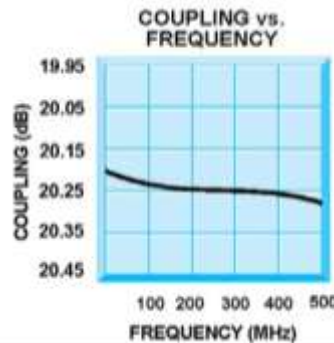
TECHNICAL FEATURE

FEATURES

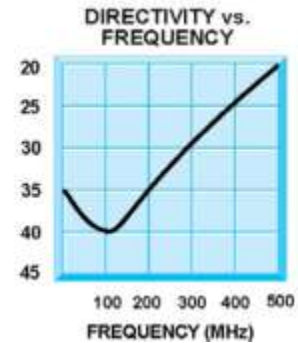
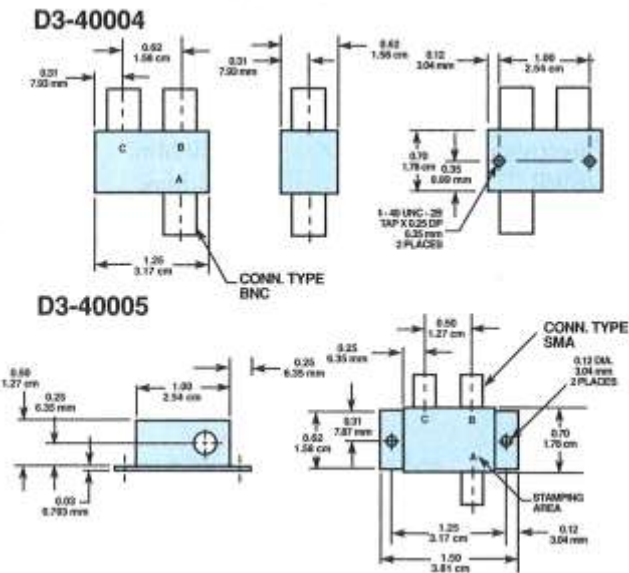
- 10 to 500 MHz

PERFORMANCE

Frequency Range.....	10 – 500 MHz
Coupling.....	20.25 ± 0.25 dB
Coupling Flatness.....	±0.25 dB max
Insertion Loss	0.5 dB max
Directivity.....	20 dB min.
VSWR.....	1.2:1 max
Impedance.....	50 Ohms
Power Handling	3 Watts max.
Operating Temperature Range.....	-54 to +85° C



MECHANICAL OUTLINE



FUNCTIONAL SCHEMATIC

