

TECHNICAL FEATURE

FEATURES

- 250 - 400 MHz
- Low Loss
- Multiple Plating Options
- Space Qualified Version Available
- Surface Mount
- Ni/Au Finish

PRINCIPAL SPECIFICATIONS

Model Number	Frequency Range MHz	Mean Coupling dB	Insertion Loss dB Max.	Frequency Sensitivity dB Max.	VSWR, Max. All Ports	Directivity dB Min.	Input Power Max.
CSDZ-10Q-0.312G	250 - 400	10.0 ± 0.5	0.16	±0.60	1.15:1	20	250 Watts

GENERAL NOTES

The Multi-Mix® CSDZ series provides 10 dB coupling at 250 - 400 MHz. The CSDZ series features accurate coupling factors, low VSWR, and high directivity. The CSDZ series is ideal for use in RF sampling networks and control circuitry in high power applications.

CSDZ directional couplers are based on fusion bonded multilayer stripline structures. The fusion bonding process yields homogeneous monolithic dielectric structures with reliability, ruggedness, and electrical and thermal performance that are superior to conventional adhesive bonding techniques.

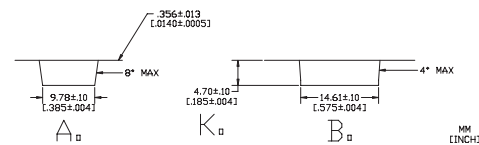
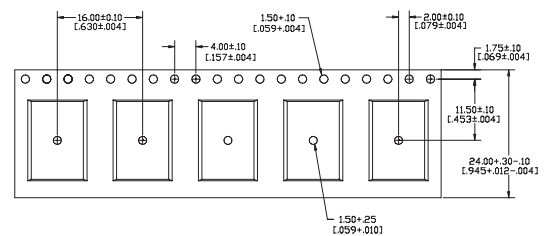
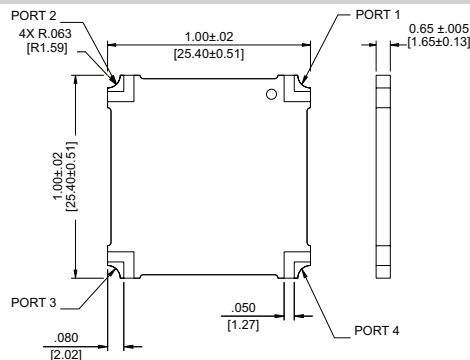
GENERAL SPECIFICATIONS

Size1.00" x 1.00" x 0.065"
 Weight, max.....0.098 oz. (2.765 g)
 RF Interface.....Leadless Surface Mount
 Operating Temperature.....-55° to +95° C

TRUTH TABLE

	1	2	3	4
1	Input	Output	Isolated	Coupled
2	Output	Input	Coupled	Isolated
3	Isolated	Coupled	Input	Output
4	Coupled	Isolated	Output	Input

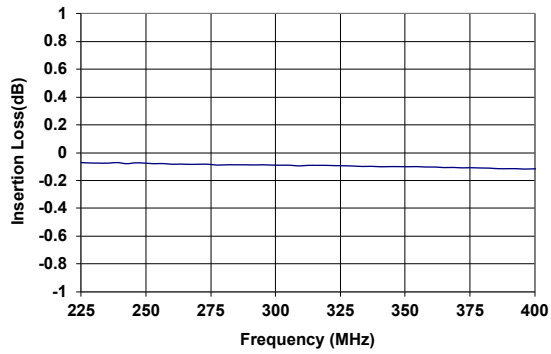
PACKAGE OUTLINE / TAPE & REEL ORIENTATION



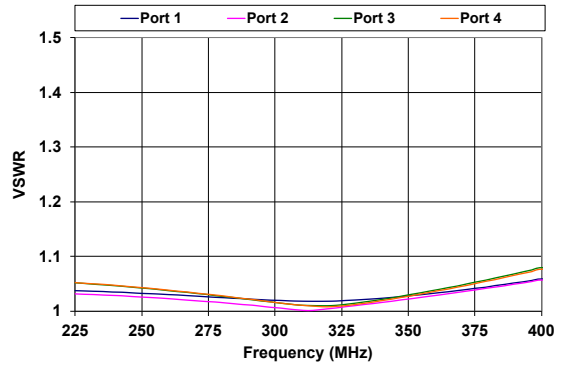
NOTES: Dimensional tolerance unless otherwise specified shall be: +/- .005"
 Thickness tolerance: +/- .005"

COUPLER - CSDZ-10Q-0.312G

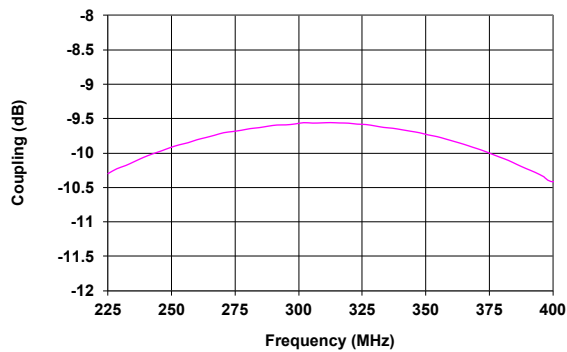
INSERTION LOSS



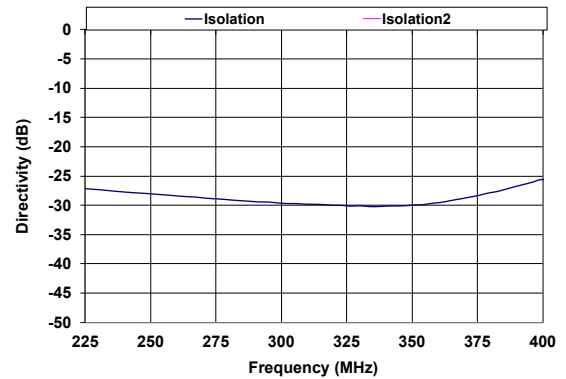
VSWR



COUPLING



DIRECTIVITY



MOUNTING GUIDELINES

